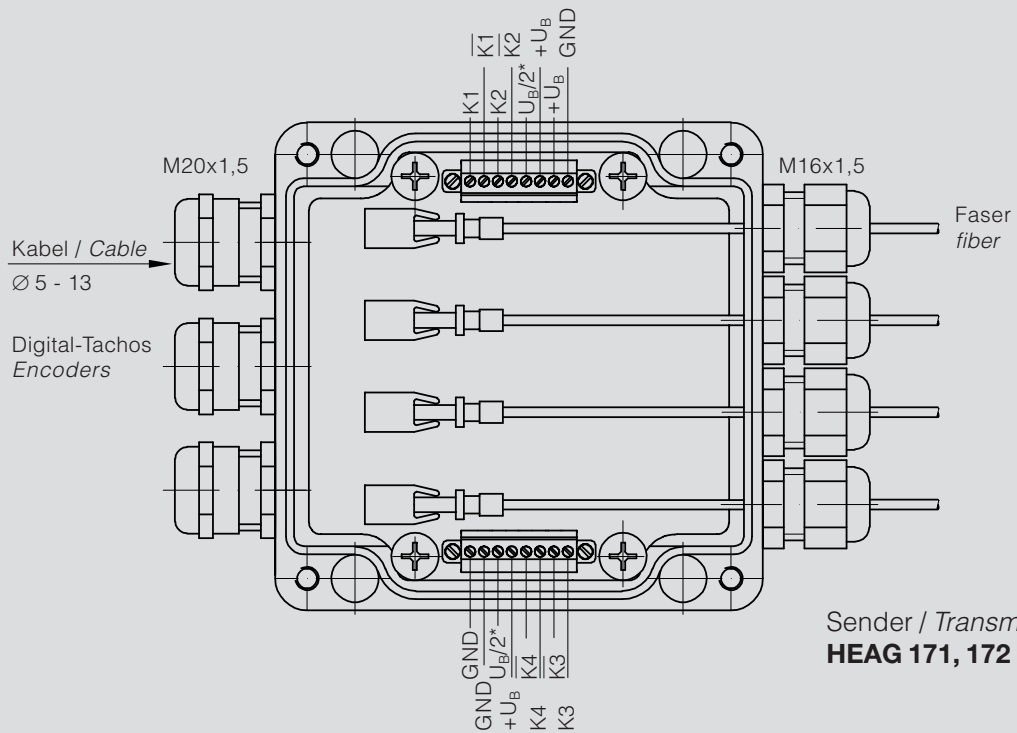



Anschlussbelegung / Pin connection
LWL-Wandler / Optical fiber converter

HEAG 171 VL/ST/SMA - 172 VL/ST/SMA
HEAG 173 VL/ST/SMA - 174 VL/ST/SMA
HEAG 175 VL/ST/SMA - 176 VL/ST/SMA


	Eingänge / Inputs	Ausgänge / Outputs	U _B
HEAG 171 VL, ST, SMA	4 x TTL	4 x LWL / fiber	9 ... 26 V
HEAG 172 VL, ST, SMA	4 x HTL	4 x LWL / fiber	9 ... 26 V
HEAG 173 VL, ST, SMA	3 x LWL / fiber	3 x TTL	5 V ± 5 %
HEAG 174 VL, ST, SMA	3 x LWL / fiber	3 x HTL	9 ... 26 V
HEAG 175 VL, ST, SMA	3 x TTL	3 x LWL / fiber	5 V ± 5 %
HEAG 176 VL, ST, SMA	3 x HTL	3 x LWL / fiber	9 ... 26 V



Sender / Transmitter
HEAG 171, 172



Empfänger / Receiver
HEAG 173, 174



Sender / Transmitter
HEAG 175, 176

* HEAG 172, 176 ohne invertierte Signale: Ausgang U_B/2 mit Eingängen $\overline{K1}$ $\overline{K2}$ $\overline{K3}$ ($\overline{K4}$) verbinden
 * HEAG 172, 176 without inverted signals: Link output U_B/2 to input $\overline{K1}$ $\overline{K2}$ $\overline{K3}$ ($\overline{K4}$)

heag171-176_mb - 04A1